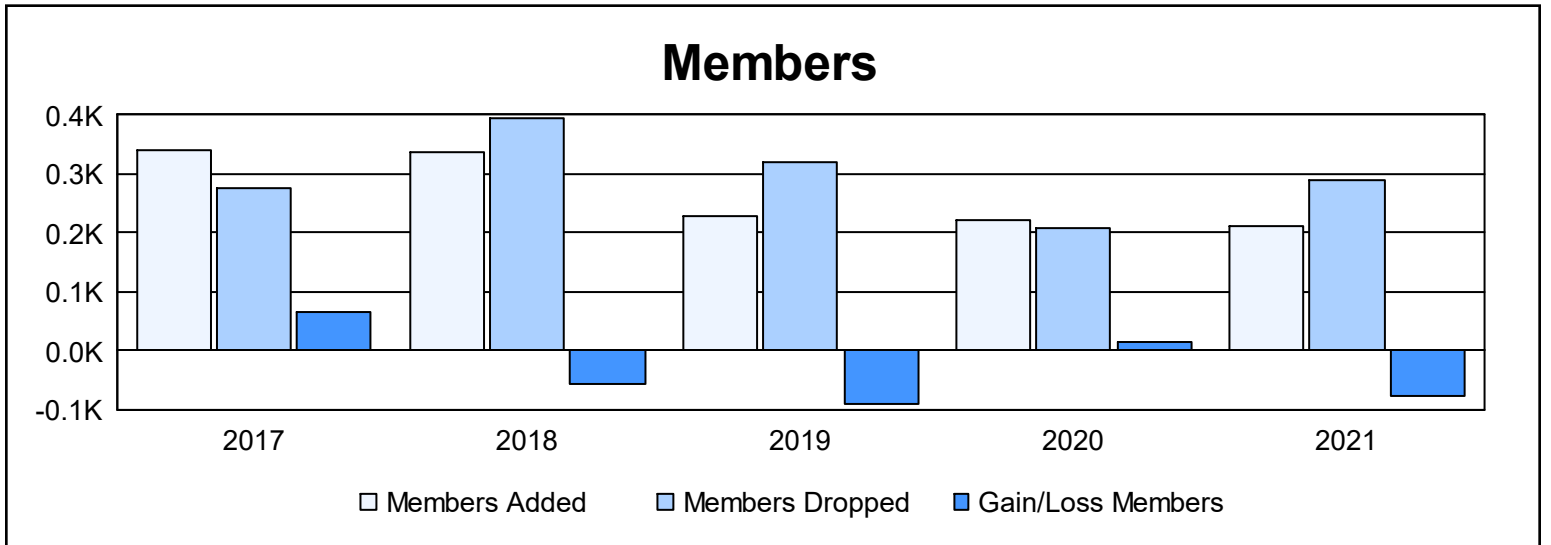
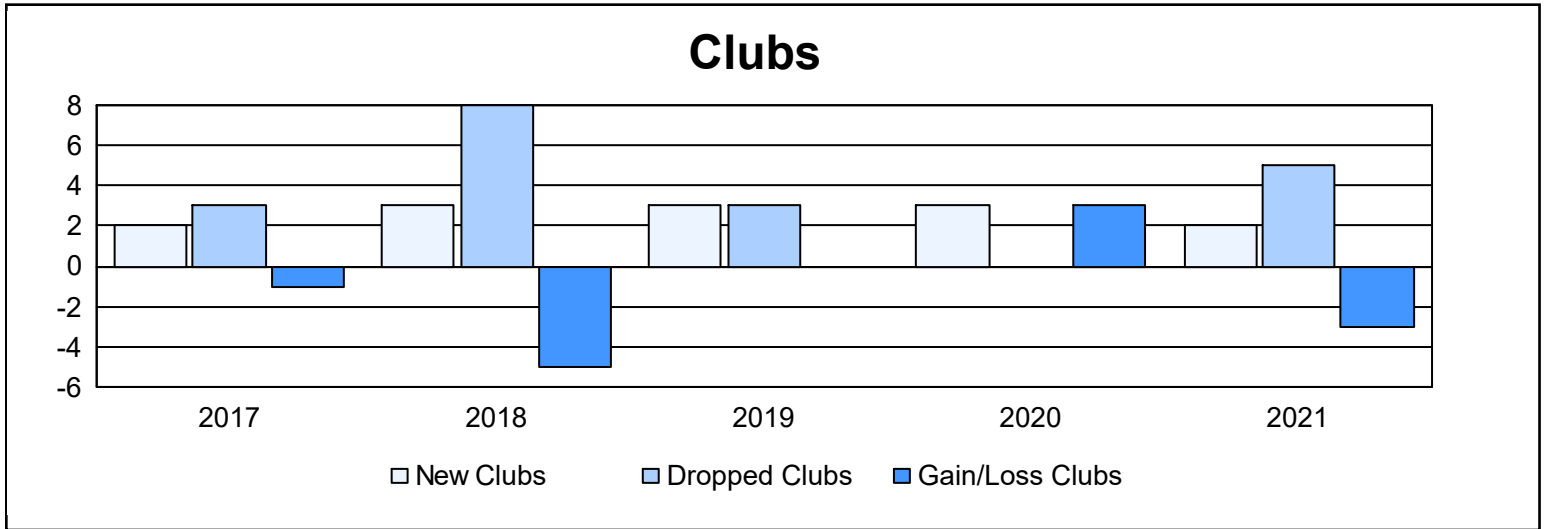
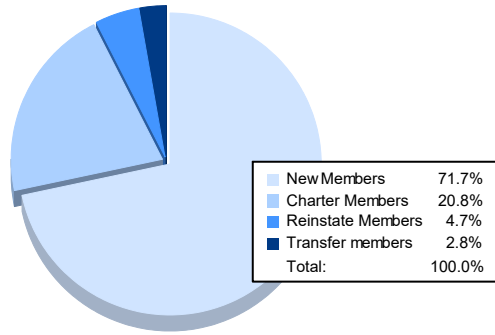


Year	New Clubs	Dropped Clubs	Gain/ Loss Clubs	New Members	Charter Members	Reinstate Members	Transfer Members	Total Member Added	Total Members Dropped	Gain/ Loss Members
2016-2017	2	3	-1	266	62	10	4	342	275	67
2017-2018	3	8	-5	205	86	25	20	336	394	-58
2018-2019	3	3	0	95	93	31	9	228	319	-91
2019-2020	3	0	3	122	87	9	5	223	207	16
2020-2021	2	5	-3	152	44	10	6	212	290	-78
<b>Average</b>	<b>3</b>	<b>4</b>	<b>-1</b>	<b>168</b>	<b>74</b>	<b>17</b>	<b>9</b>	<b>268</b>	<b>297</b>	<b>-29</b>



### Membership Composition June 2021 Cumulative



### Gender Composition June 2021 Cumulative

